



IELTS WRITING

ESSAY BANK 2024

REAL IELTS EXAMS

NGÂN HÀNG ĐỀ THI 2024

TASK 1 & TASK 2

- Tổng hợp những đề thi 100% trúng năm 2024.
- Đề thi trọng tâm và đi kèm bài mẫu 8.0+.
- Tất cả bài viết đi kèm phần chú thích và giải nghĩa từ vựng cao cấp.

0964879926

CONTACT US



Facebook group: Original Exams



0964879926

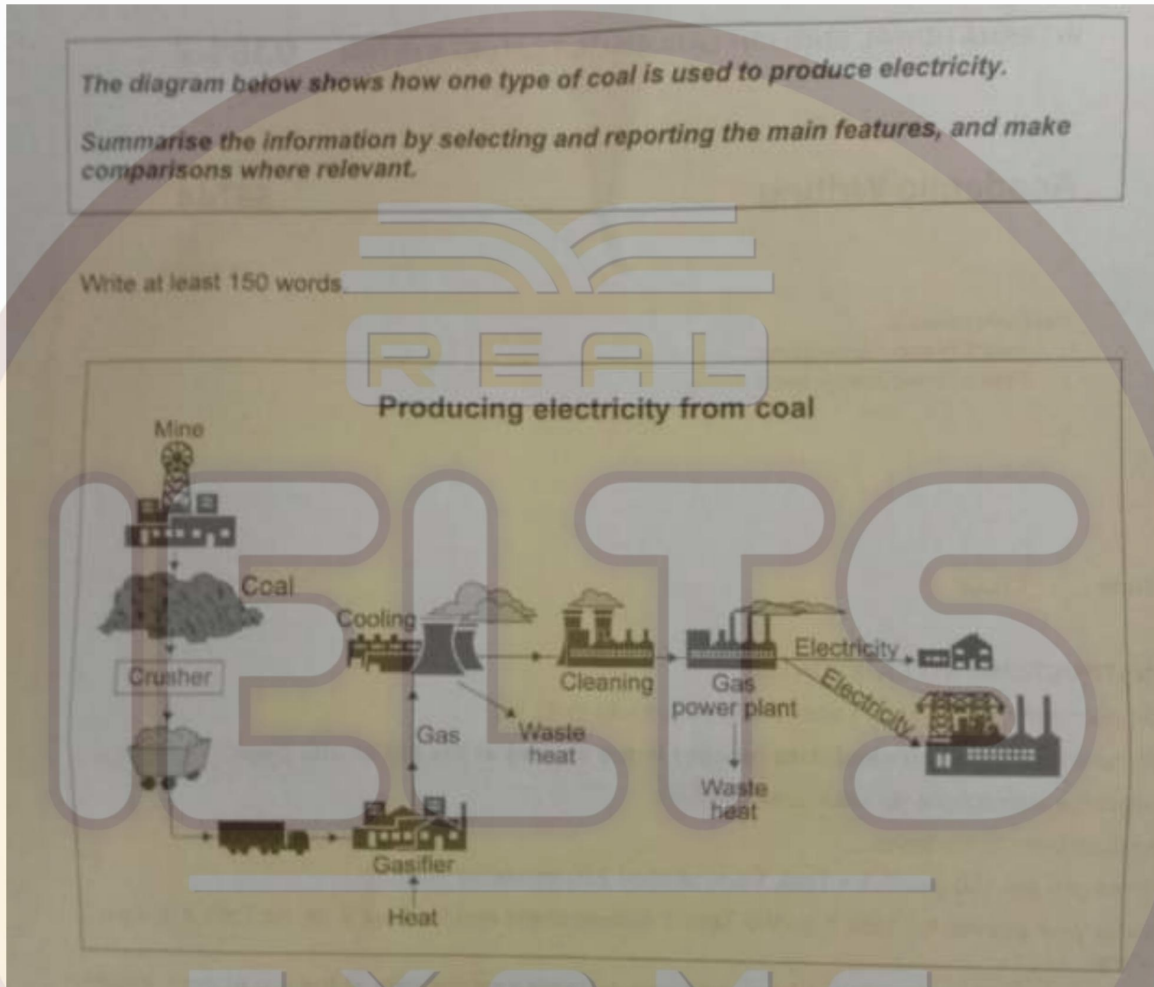


original_exams

Group: original exams- phone: 0964879926

Writing actual chắc chắn sẽ HIT 2024

Test 1 -JANUARY 7 EXAM DISCUSSION ↓□

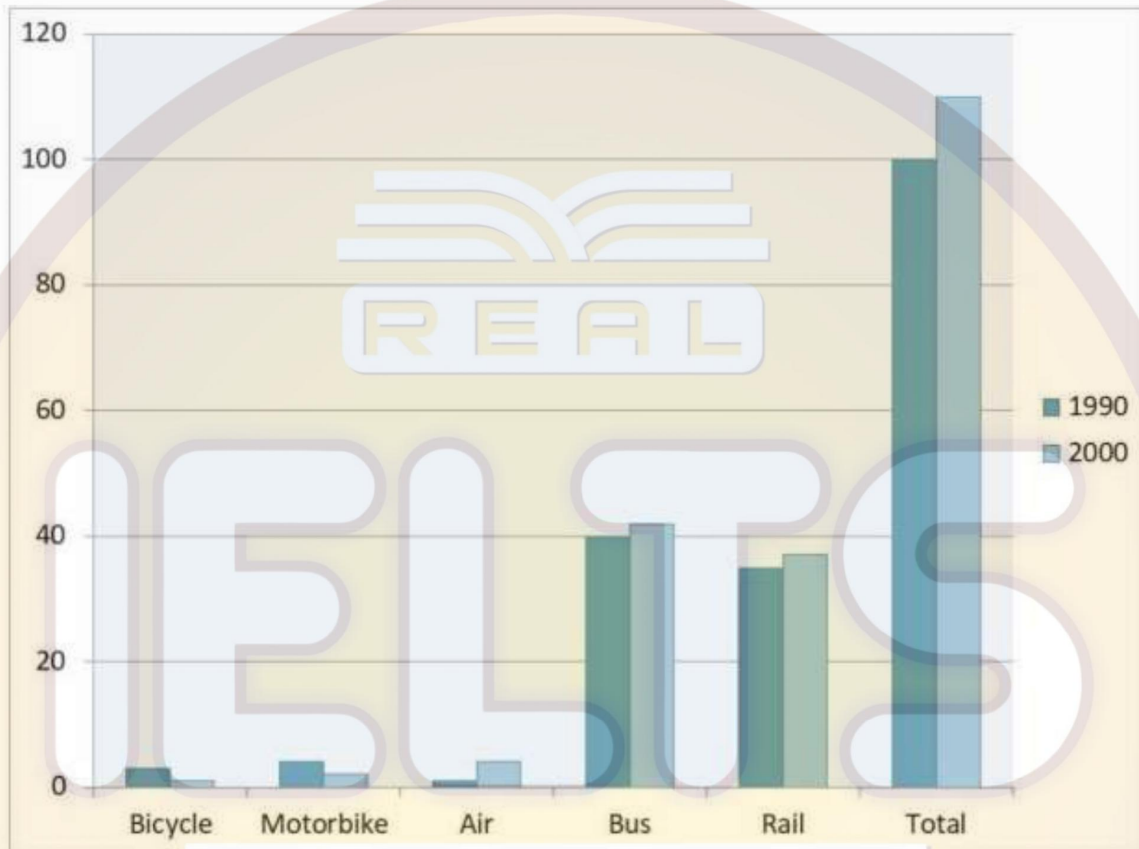


TASK 2: Many people around the world use social media everyday to keep in touch with other people and get news events. Do you think the advantages outweigh the disadvantages?

Group: original exams- phone: 0964879926

Test 2- JANUARY 14 EXAM DISCUSSION ↓

TASK 1: The chart shows the total distance travelled by passengers on five types of transport in the UK between 1990 and 2000.



TASK 2: In some countries, there has been an increase in the number of parents who are choosing to educate their children themselves at home instead of sending them school. Do the advantages of home education outweigh the disadvantages?

0964879926

Group: original exams- phone: 0964879926

Test 3- FEBRUARY 25 EXAM DISCUSSION ↓□

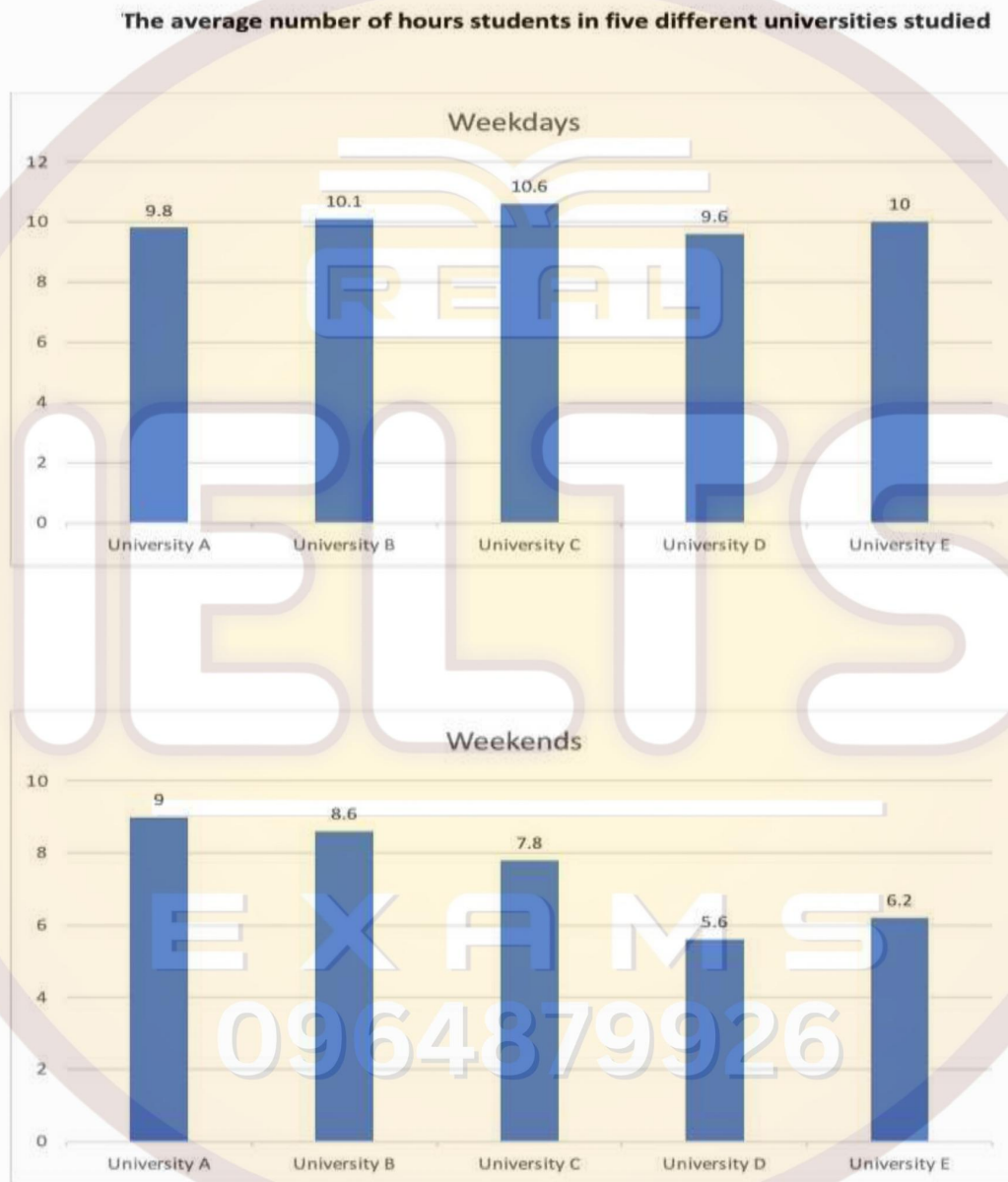
TASK 1: The table gives information about the water use in three sectors in six countries.

Countries	Domestic water usage (m^3)	Agricultural water usage (m^3)	Industrial water usage (m^3)
Australia	341	741	276
Canada	279	1238	832
China	26	806	71
Russia	98	1863	56
Turkey	80	1482	731
UK	38	810	398

TASK 2: Some people think that success in life comes from hard work and determination, while other think that there are more important factors such as money and appearance. Discuss both views and give your opinion.

Test 4- MARCH 2 EXAM DISCUSSION ↓□

TASK 1: The bar chart shows the average number of hours students in five different universities studied.

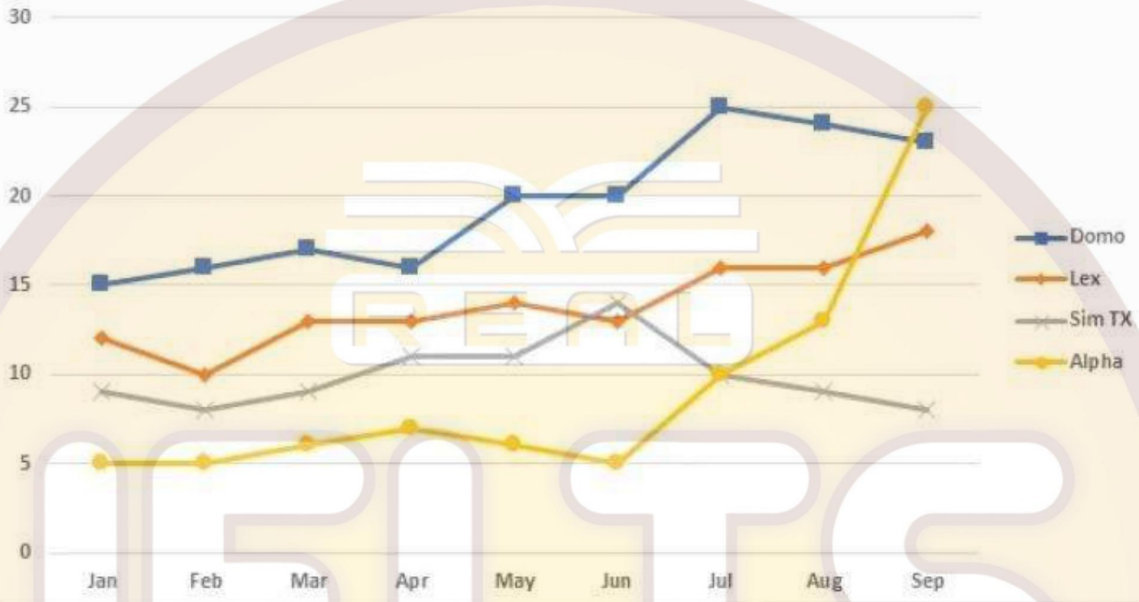


Task 2: Some people say in order to prevent illness and disease, governments should focus on reducing environmental pollution and housing problems. To what extent do you agree or disagree?

Group: original exams- phone: 0964879926

Test 5

The chart below shows the average cost of monthly contract for four different mobile (cell phones) in a European country from January to September 2002, measured in euro.



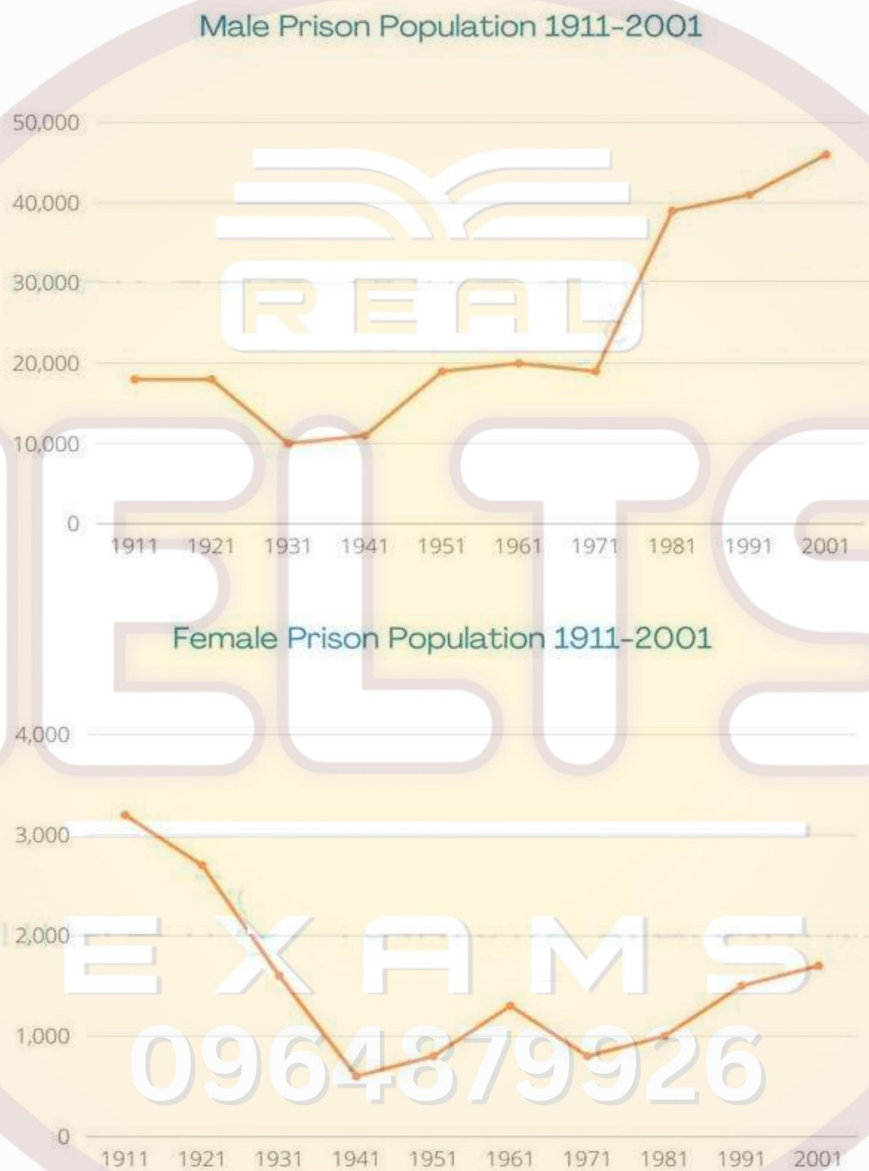
TASK 2: Some people believe that watching TV is bad for children, while others claim it has positive effects for children as they grow up. Discuss both views and give your own opinion

EXAMS
0964879926

Group: original exams- phone: 0964879926

Test 6

TASK 1: The line graph shows the prison population in a European country between 1911 and 2001.



TASK 2: Students should pay the full cost for their own study, because university education benefits individuals rather than society. To what extent do you agree or disagree?

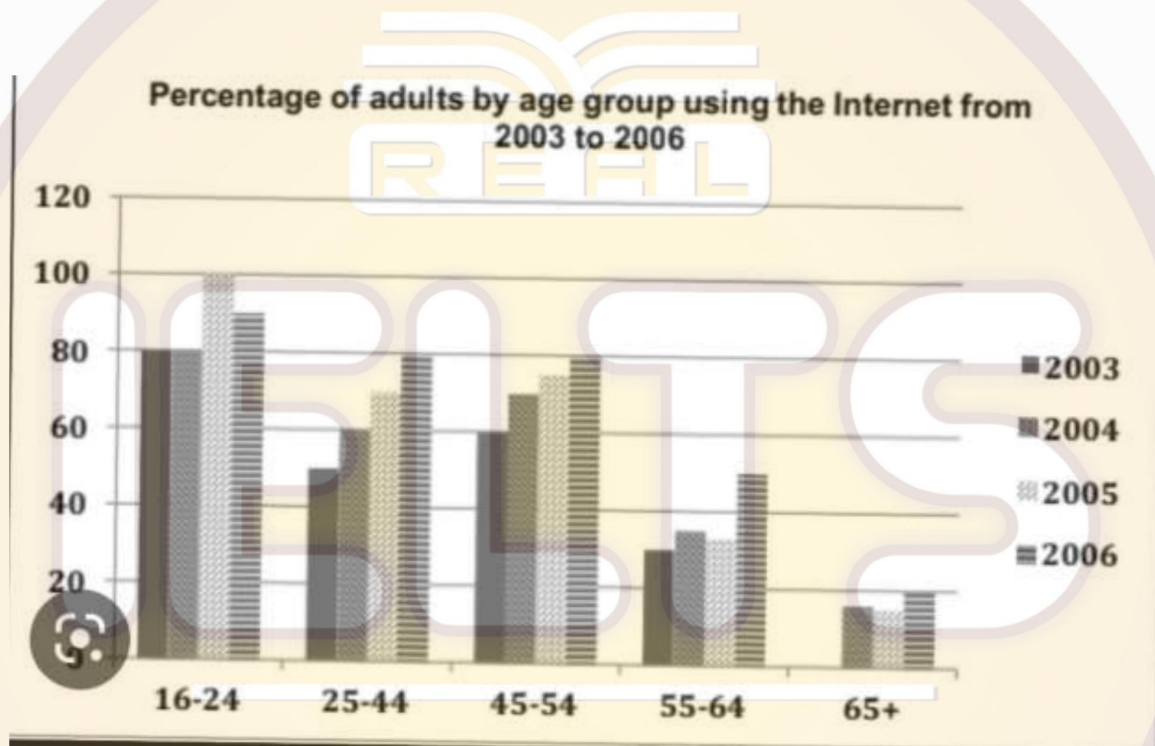
Group: original exams- phone: 0964879926

Test 7:

Task 1: Line

TASK 2: Some people think that individuals today are more dependent on each other. Others believe people have become more independent. Discuss both views and give your own opinion.

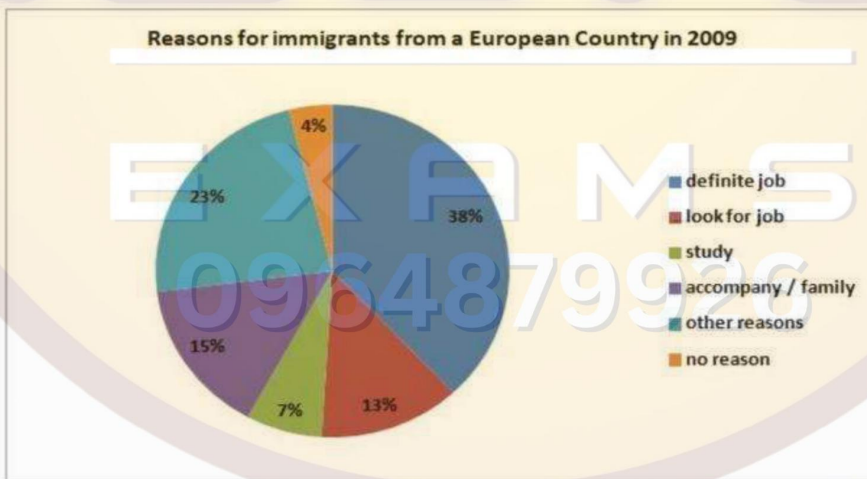
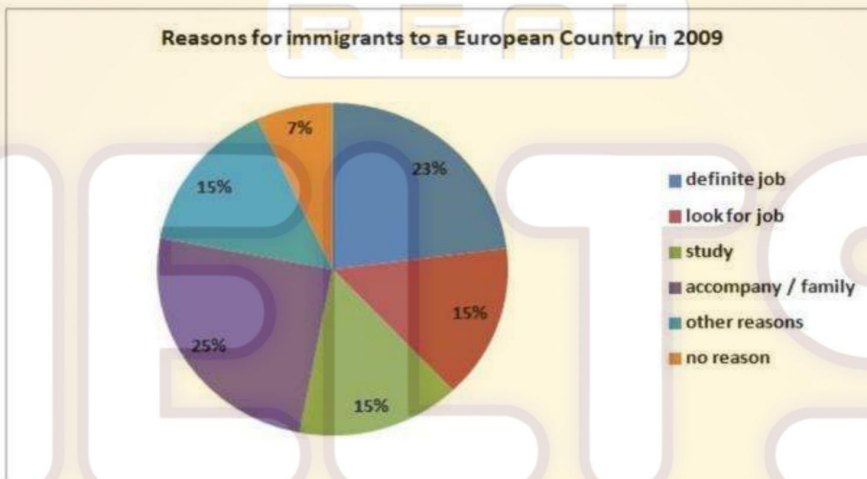
Test 8



In many cities, planners tend to arrange shops, schools, offices, and homes in specific areas and separate them from each other. Do you think the advantages of this policy outweigh the disadvantages.

Test 9

The pie charts show the reasons for immigrants to a European country in 2009 and reasons for immigrants from a European country in 2009.



TASK 2: Differences between countries are becoming less evident. Nowadays people are watching the same films, fashion, brands, advertisements and TV channels. To what extent do the disadvantages of this outweigh the advantages?

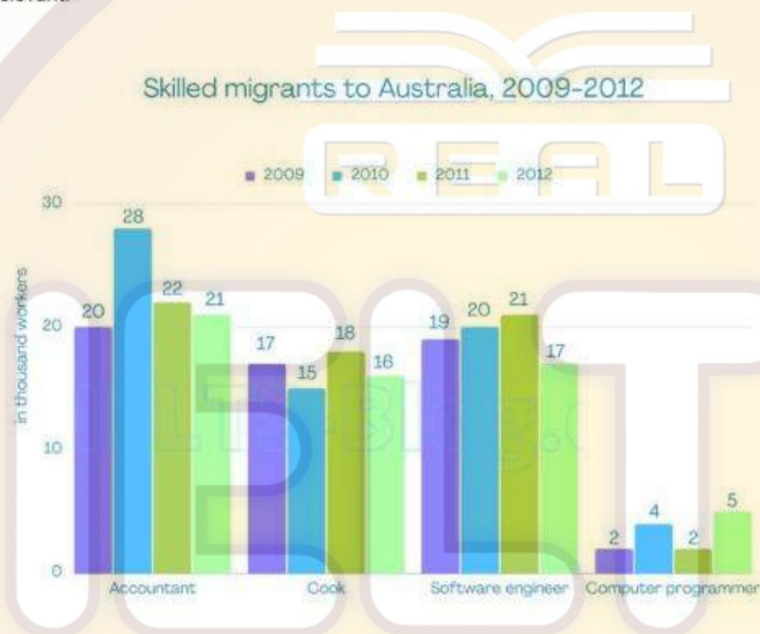
Group: original exams- phone: 0964879926

Test 10

TASK 1:

The chart below gives information on the numbers of workers in different occupations who migrated to Australia between 2009 and 2012.

Summarise the information by selecting and reporting the main features, and make comparisons where relevant.



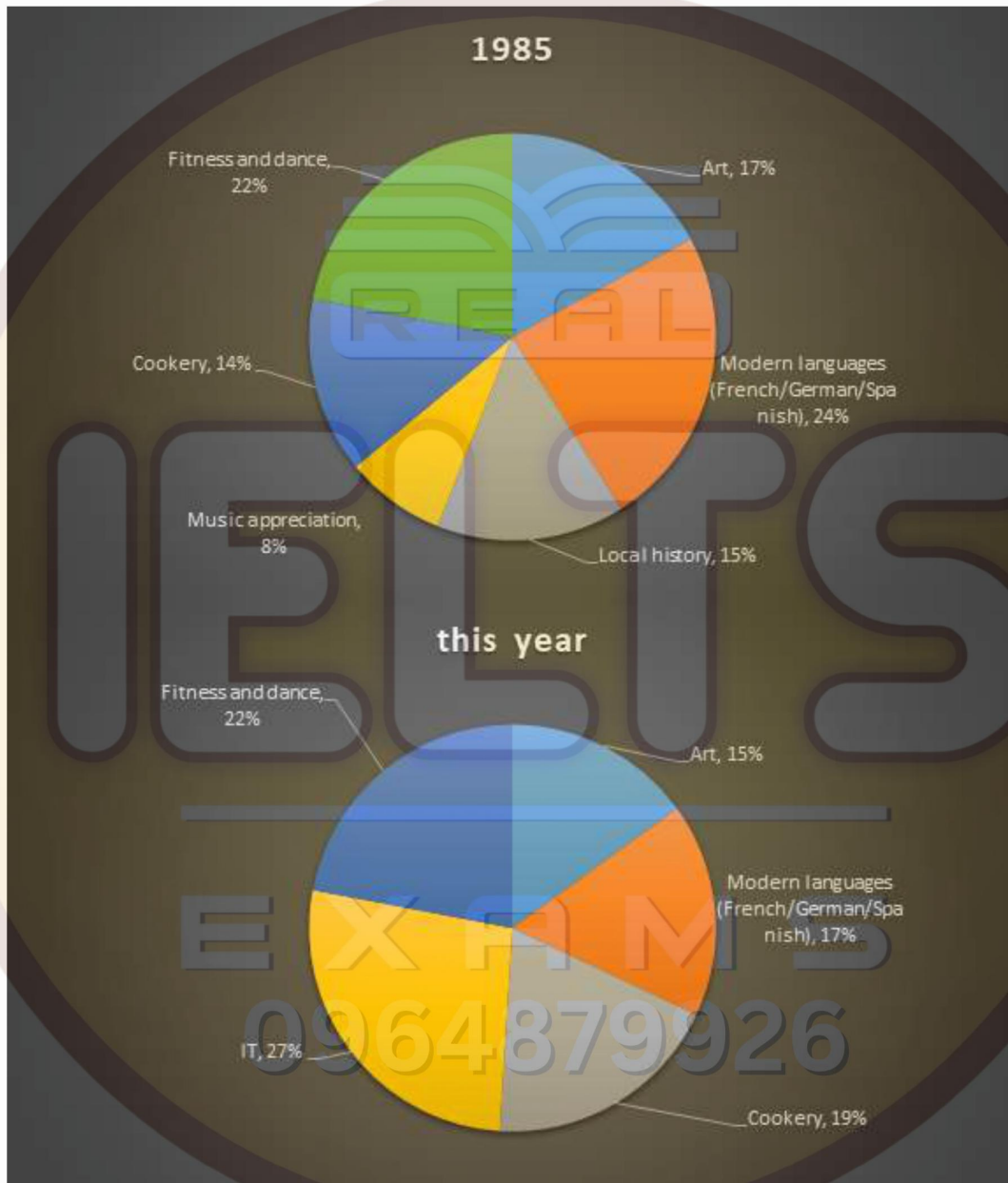
TASK 2: Today more and more people want things instantly (e.g.: goods, service, news)
Why is this? Is it positive or negative development?

EXAMS
0964879926

Group: original exams- phone: 0964879926

Test 11

TASK 1: The pie charts below show the percentage of students on the one adult education centre taking a various courses offered in 1985 and this year"



TASK 2: For many people, the reason they work hard is to earn money. To what extent do you agree or disagree?

Group: original exams- phone: 0964879926

Test 12

TASK 1: The table shows the distance covered in various modes of transport

	1985	2000
Walking	255	237
Bicycle	51	41
Car	3,199	4,806
Local bus	429	274
Long distance bus	54	124
Train	289	366
Taxi	13	42
Other	450	585
All modes	4,740	6,475

TASK 2: In the past, knowledge was stored in books. Today, people stored knowledge on the internet. Do the advantages of this outweigh the disadvantages?

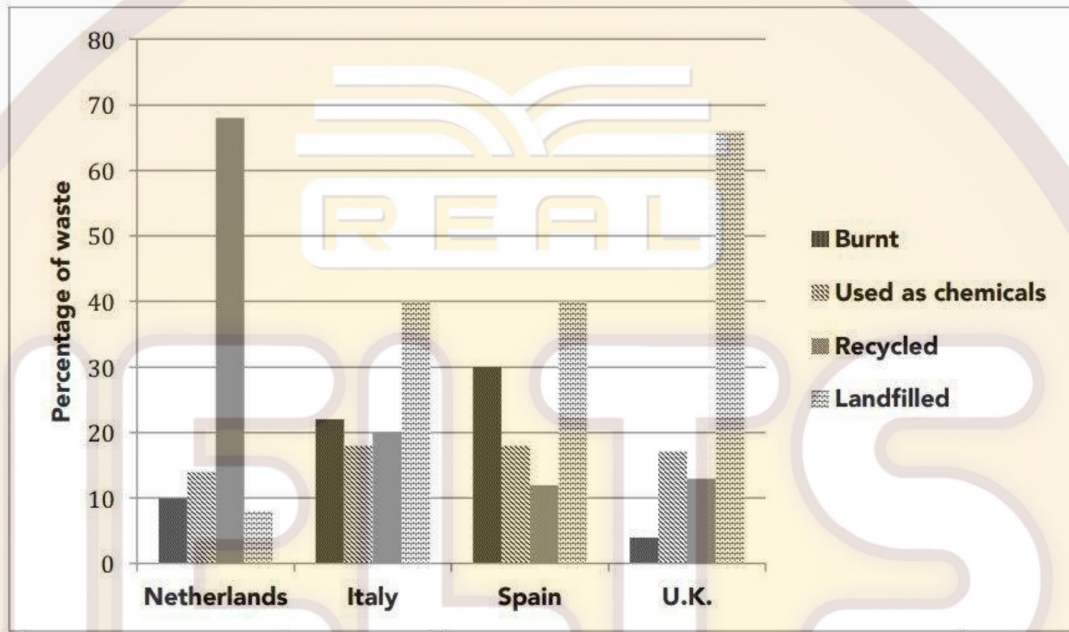
EXAMS
0964879926

Group: original exams- phone: 0964879926

Test 13

TASK 1: The bar chart shows methods of deal with waste in four European countries.

128. The graph below shows four methods of dealing with waste in four countries. Summarise the information by selecting and reporting the main features and make comparisons where relevant.



TASK 2: Art classes, such as painting and drawing, as important to a child's development as other subjects, so it should be compulsory in high schools. To what extent do you agree or disagree?

EXAMS
0964879926

Group: original exams- phone: 0964879926

Test 14

Task 1 Bar chart

The charts below show the percentage of 45-54 years old women and men with university degree and the percentage of leadership position women and men in companies in three countries in 2012.

Task 2: Some people think it is more important to spend money on roads and motorways than on public transport systems such as railways and trams. To what extent do you agree or disagree?

Test 15

TASK 1: The line graph showing the contribution of five industries to the economy of a country between 2005-2009. The pie chart showing the total employment rate in 2009

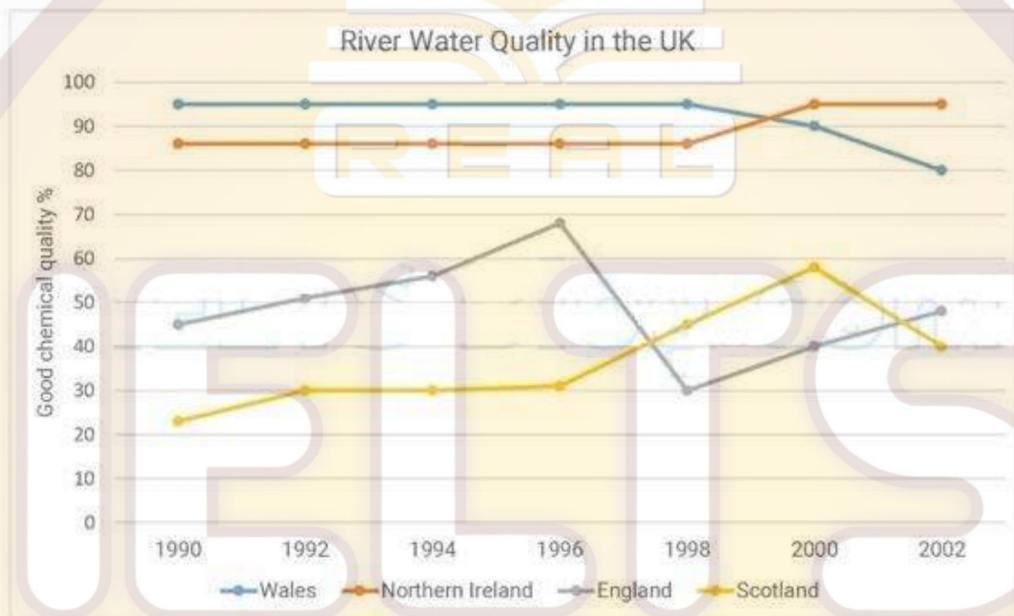
TASK 2: Some people think that children should start school at a very early age, but others believe that children should NOT go to school until they are older.

Discuss both views and give your opinion.

Test 16 (Cao)

Task 1:

TASK 1: The chart below shows the percentage of river water in UK rivers that is classified as having good chemical quality between 1990 and 2002.

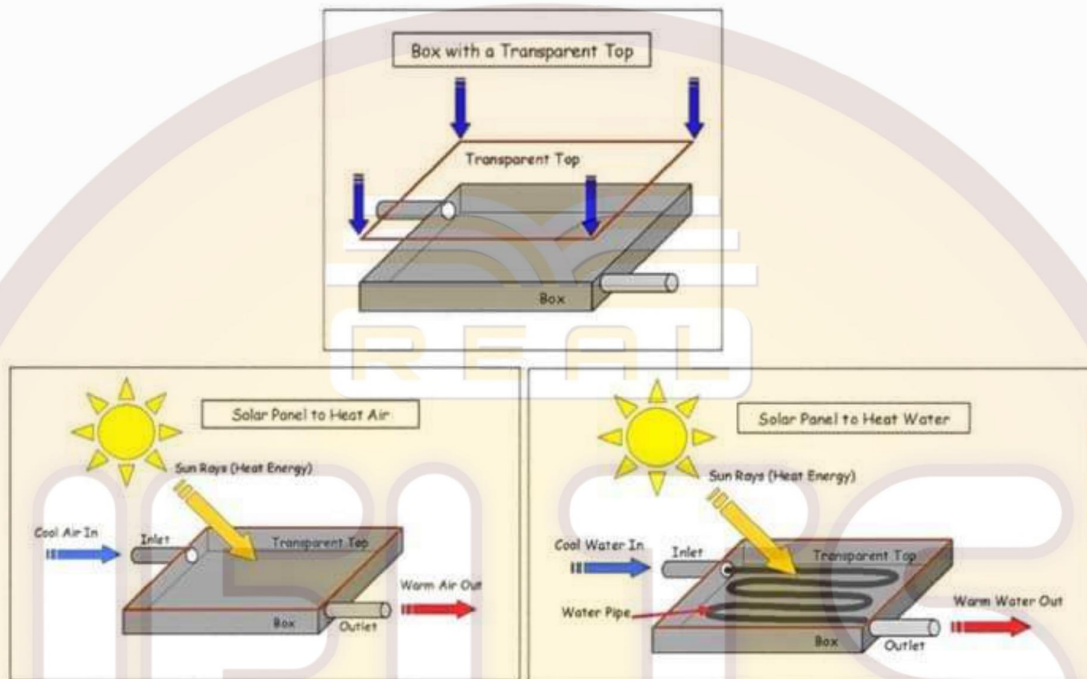


TASK 2: Some people think that the main purpose of schools is to turn children into good citizens and workers, rather than to benefit them as individuals. To what extent do you agree or disagree?

Group: original exams- phone: 0964879926

Test 17

Task 1 Diagram showing the structure and use of a simple solar panel.



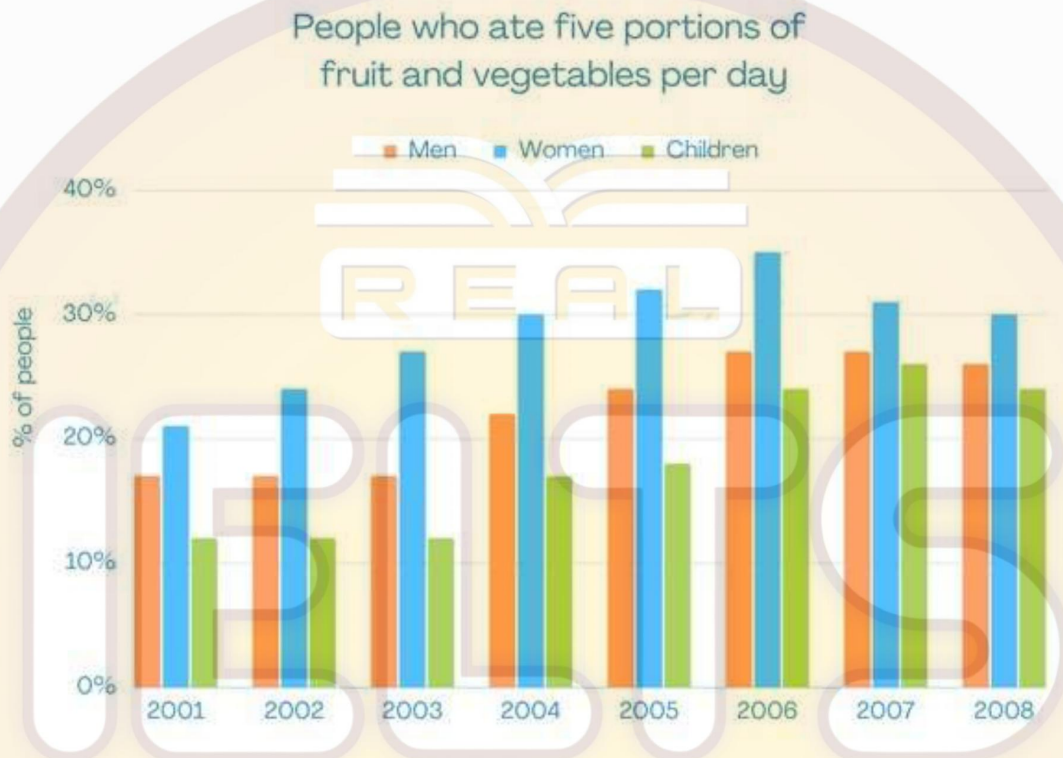
Task 2: Governments should focus their spending on public services rather than on the arts (eg. music and painting). To what extent do you agree or disagree?

EXAMS
0964879926

Group: original exams- phone: 0964879926

Test 18

TASK 1: The bar chart shows the percentage of people who ate five portions of fruits and vegetables per day in the UK from 2001 to 2008.



TASK 2: When asked to choose between a life without work and working most of the time, people would always choose not to work. Do you agree or disagree with this statement?

0964879926

Group: original exams- phone: 0964879926

Test 19

TASK 1: The table below shows the results of survey of first-year students who take courses in a particular university.

Percentage of students giving good ratings for different aspects of a university			
(Year)	2000	2005	2010
Teaching quality	65	63	69
Print resources	84	89	88
Electronic resources	45	72	88
Range of modules offered	32	30	27
Buildings/teaching facilities	77	77	77

TASK 2: Some people think that Olympic games are exciting events that bring other nations together. Others say Olympics is a waste of money and the money could be better spent on other things. Discuss both views and give your own opinion.

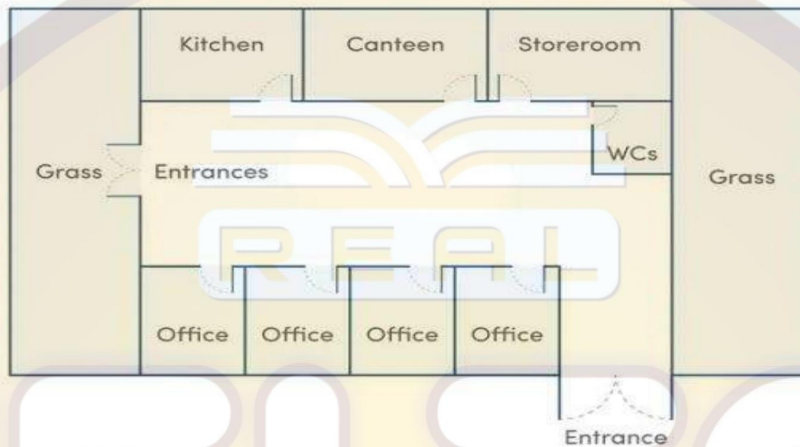
EXAMS
0964879926

Group: original exams- phone: 0964879926

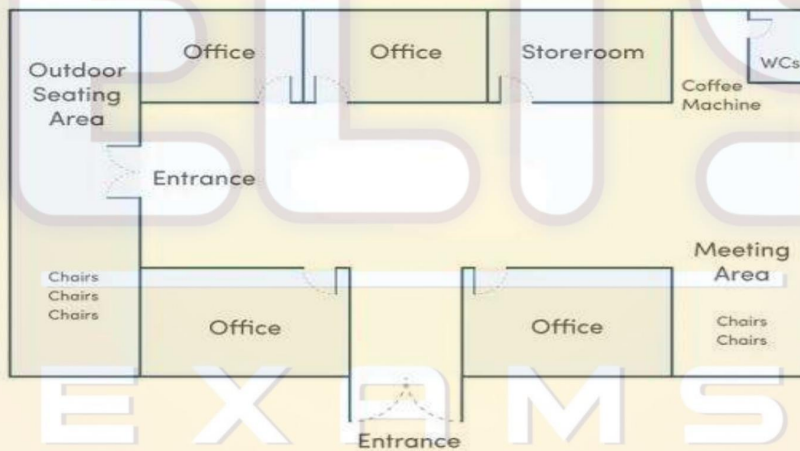
Test 20

TASK 1: The maps show a present layout of an office building and plans for its future redevelopment.

Present Office Building



Future Office Building



TASK 2: Some people say that all people should stay in full-time education until they are at least 18 years old. To what extent do you agree or disagree?

Group: original exams- phone: 0964879926

Test 21

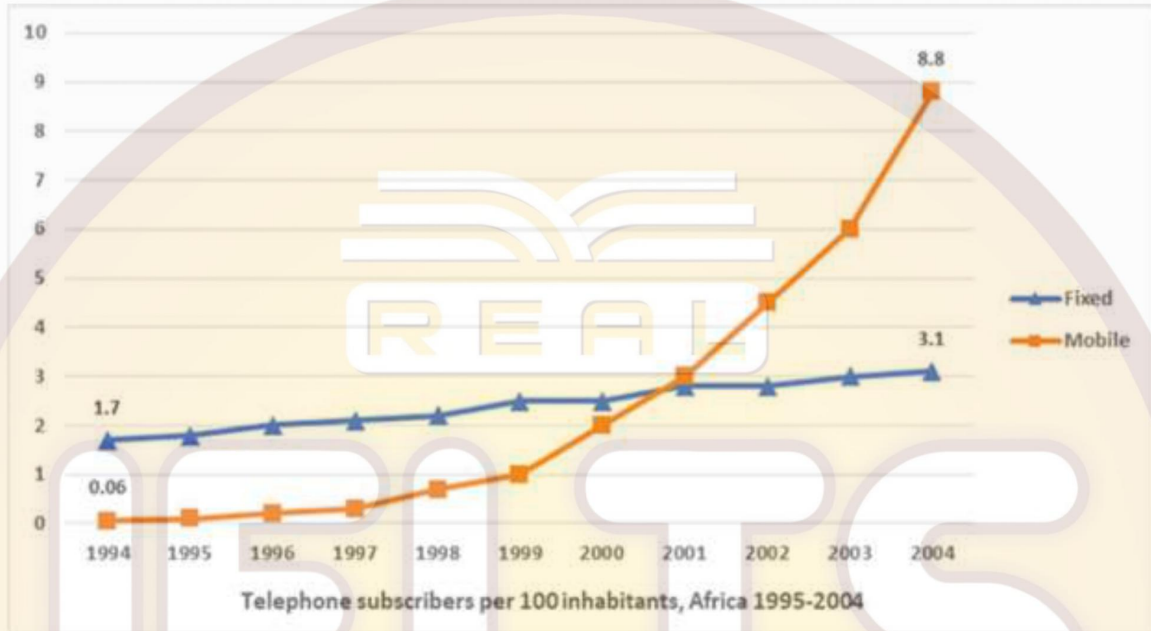
TASK 1: The table shows the percentage of government spending on education and training and the participation of 18-24 year olds in five countries in 2012.

Countries	Expenditure rate	Participation rate
Poland	5%	44%
Czech Republic	9%	27%
Romania	10%	23%
Hungary	13%	34%
Slovenia	25%	40%

TASK 2: In the past, people used to travel abroad to look for many differences from their home country. Nowadays, cities throughout the world are becoming more and more similar. What are the reasons? Do the advantages outweigh the disadvantages?

Test 22

TASK 1: The line graph below shows the percentage of people in Africa subscribing to mobile and fixed-line phones from 1994 to 2004.



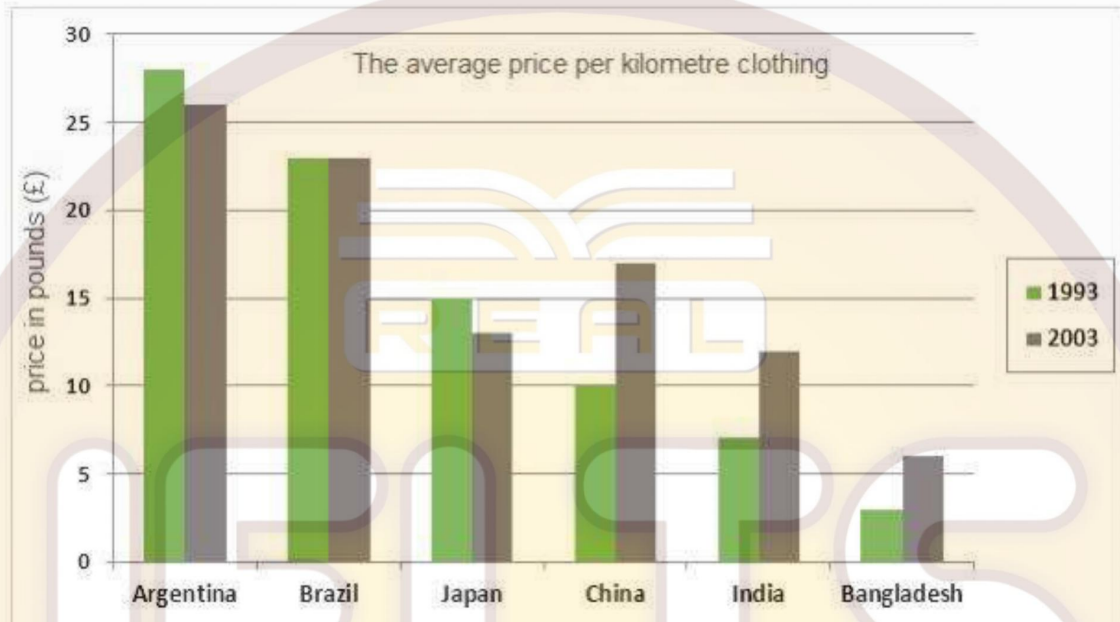
TASK 2: Nowadays, more and more people from different cities are spending more time away from their families. What are the possible reasons and the effects on the people themselves and their families?

EXAMS
0964879926

Group: original exams- phone: 0964879926

Test 23

TASK 1: The bar chart shows the average prices per kilometre of clothing imported into the European Union from six different countries in 1997 and 2003.



TASK 2: Some people believe that studying at university or college is the best route to a successful career, while others believe that it is better to get a job straight after school. Discuss both these views and give your own opinion.

EXAMS
0964879926

Group: original exams- phone: 0964879926

Test 24

TASK 1: The tables below provide information about the consumption and production of potatoes in five parts of the world in 2006.

Consumption of potatoes	(kg per person)
South and Central America	23.6
Africa	14.1
North America	57.9
Europe	96.1
Asia	25.8

Production of potatoes	(in million tonnes)
South and Central America	15.6
Africa	16.4
North America	24.7
Europe	126.3
Asia	131.2

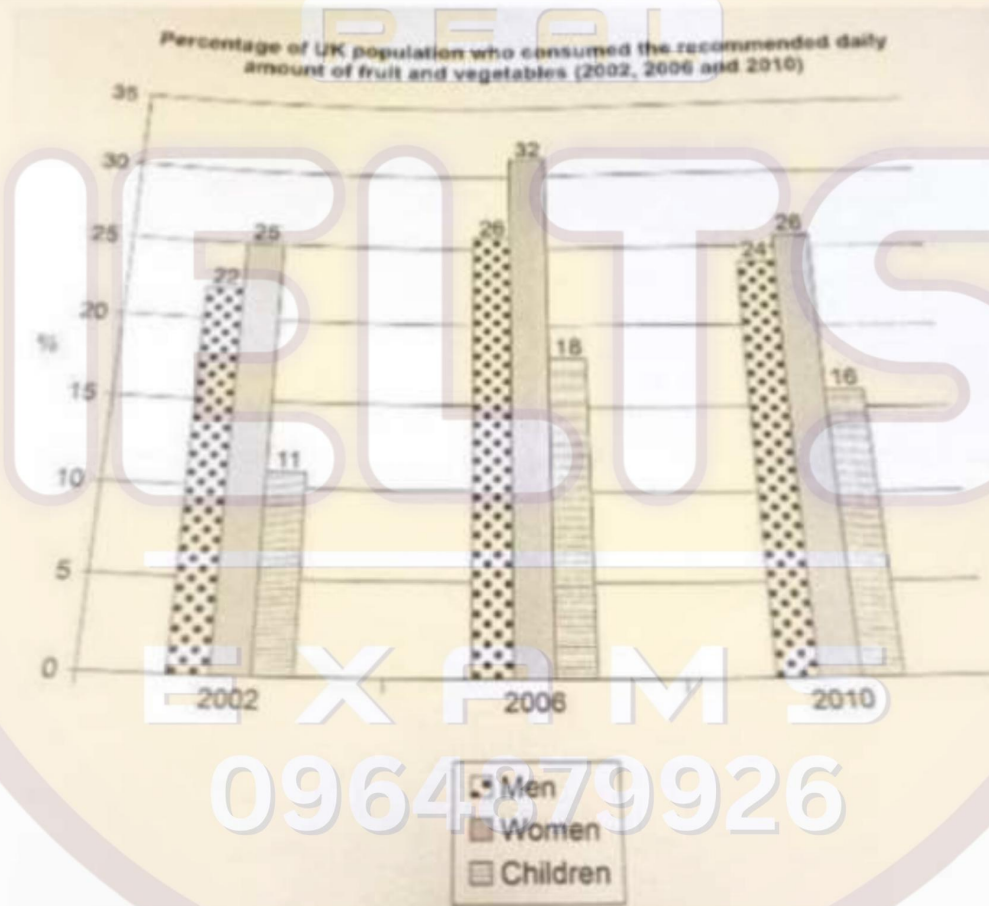
TASK 2: In some countries, it is illegal for companies to reject job applicants for their age. Is this a positive or negative development?

Test 25

TASK 1: The chart below shows the percentage of the population in the UK who consumed the recommended daily amount of fruit and vegetables in 2002, 2006, and 2010

The chart below shows the percentage of the population in the UK who consumed the recommended daily amount of fruit and vegetables in 2002, 2006 and 2010.

Summarize the information by selecting and reporting the main features and make comparisons where relevant.



Task 2 : Some people say that too much attention and too many resources are given to protect wild animals and birds. To what extent do you agree or disagree?

Group: original exams- phone: 0964879926

Test 26

TASK 1: The table below gives information about the percentage of workforce employed in six industries in Australia between 1989 and 2009.

The table below gives information about the percentage of workforce employed in six industries in Australia between 1989 and 2009.

Summarise the information by selecting and reporting the main feature and make comparisons where relevant.

Industries	1989	2009
Manufacturing	15%	9.8%
Retail	11.8%	10.1%
Health care	9.6%	11.3%
Construction	7.6%	8.3%
Education	6.8%	7.5%
Tourism	5.5%	7.3%

TASK 2: Some people say that what individuals do to protect can not make difference, others say that individuals can protect environment Discuss both these views and give your own opinion.

0964879926

Test 27

TASK 1: The process of producing drinking water by solar powered pump and filter.

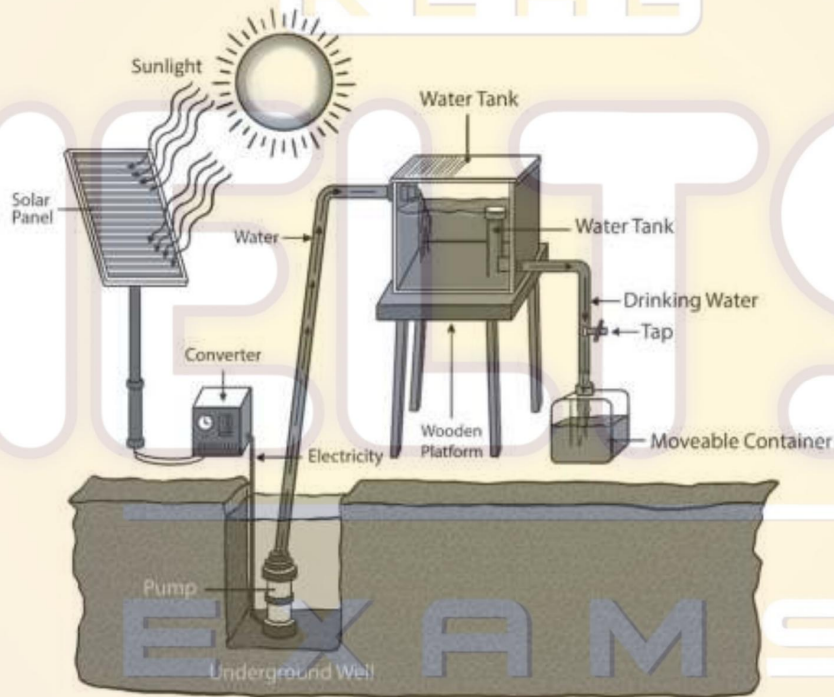
WRITING TASK 1

You should spend about 20 minutes on this task.

The diagram below shows how drinking water is made using solar power.

Summarise the information by selecting and reporting the main features, and make comparison where relevant.

Write at least 150 words.

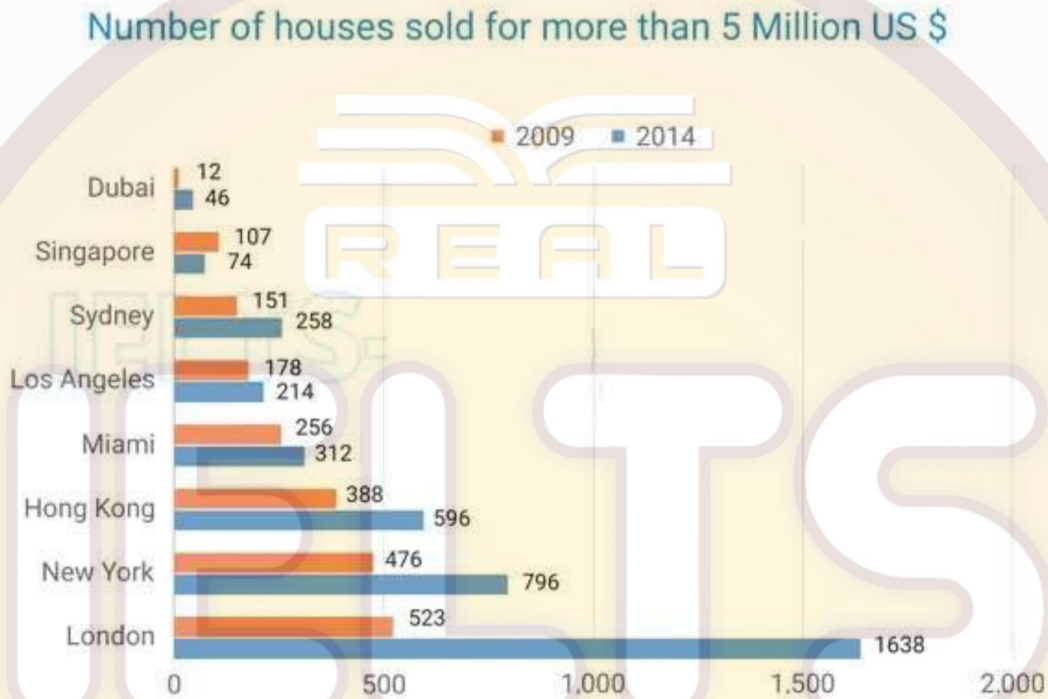


TASK 2: Too much emphasis is given for education of the young. More government money should be spent to free time activity of young people. To what extent do you agree or disagree?

Group: original exams- phone: 0964879926

Test 28

TASK 1: The bar chart shows the number of homes, each worth 5 million dollars or more, sold in eight cities.

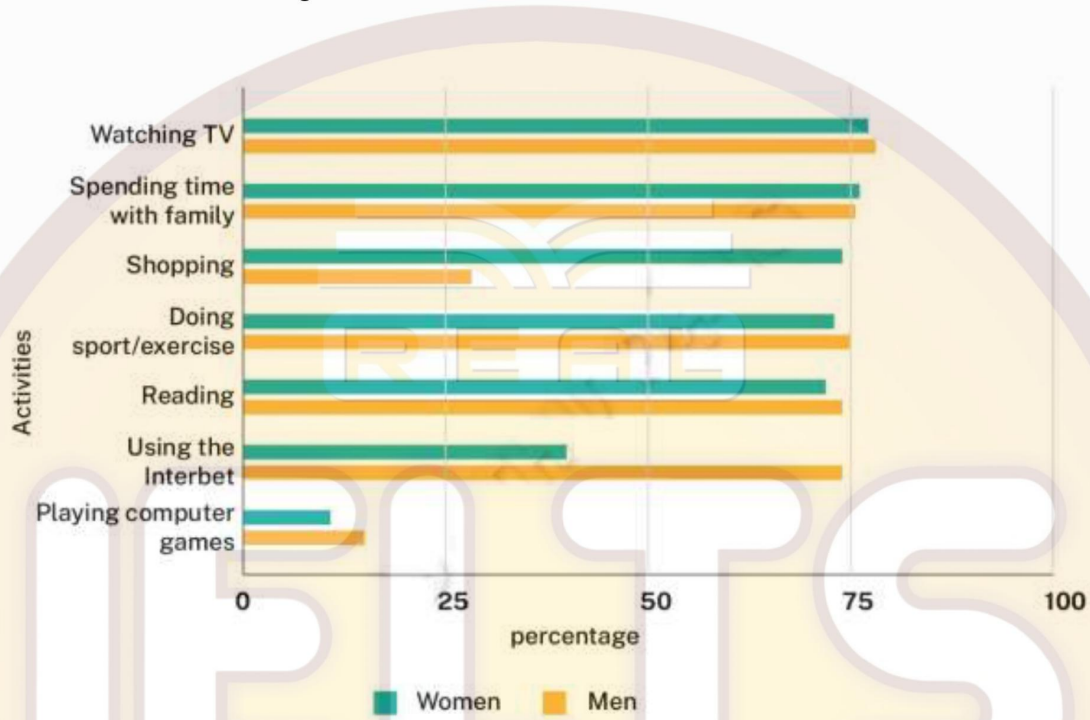


TASK 2: The tendency that news reposts in media focus on problems and emergencies rather than on positive developments is harmful for individual s and the society. To what extent do you agree or disagree?

0964879926

Test 29

TASK 1: The chart below shows the percentage of men and women who did various free time activities in England

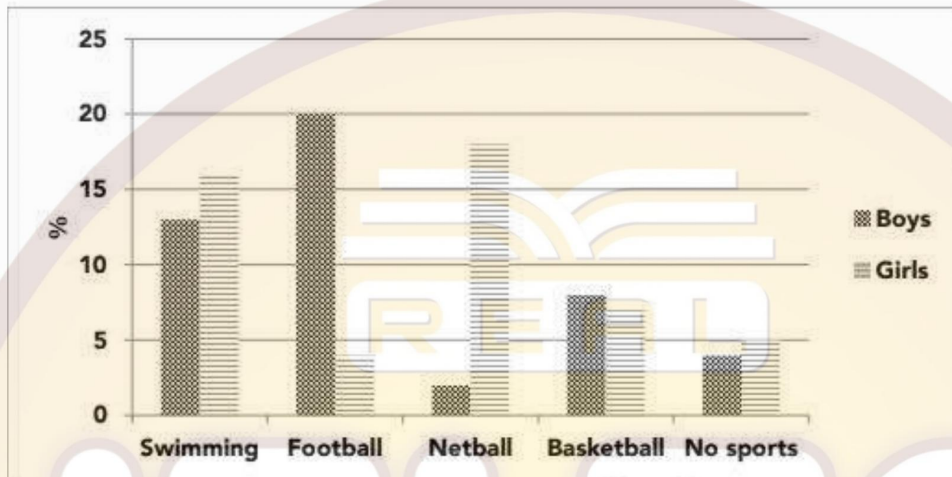


TASK 2: In many countries, the number of animals and plants is declining. Why do you think this is happening? How can this issue be solved? _____

EXAMS
0964879926

Test 30

TASK 1: The bar chart shows the percentage of Australian boys and girls(school pupils) attending 4 different sports activities after school in 2010.



TASK 2: With growing number of population in cities Many people are living in small homes that don't have outdoor spaces. Is this a positive or negative development?

IELTS
EXAMS
0964879926

Group: original exams- phone: 0964879926

Test 31

TASK 1: The table shows information about students studying at an Australian university in 2009.

Department	(%) Females	(%) First language not English	(%) Born outside Australia
Humanities	72	12	20
Education	68	16	23
Science	52	45	31
Physics	56	38	56
Information Technology	17	49	56
Engineering	15	42	48

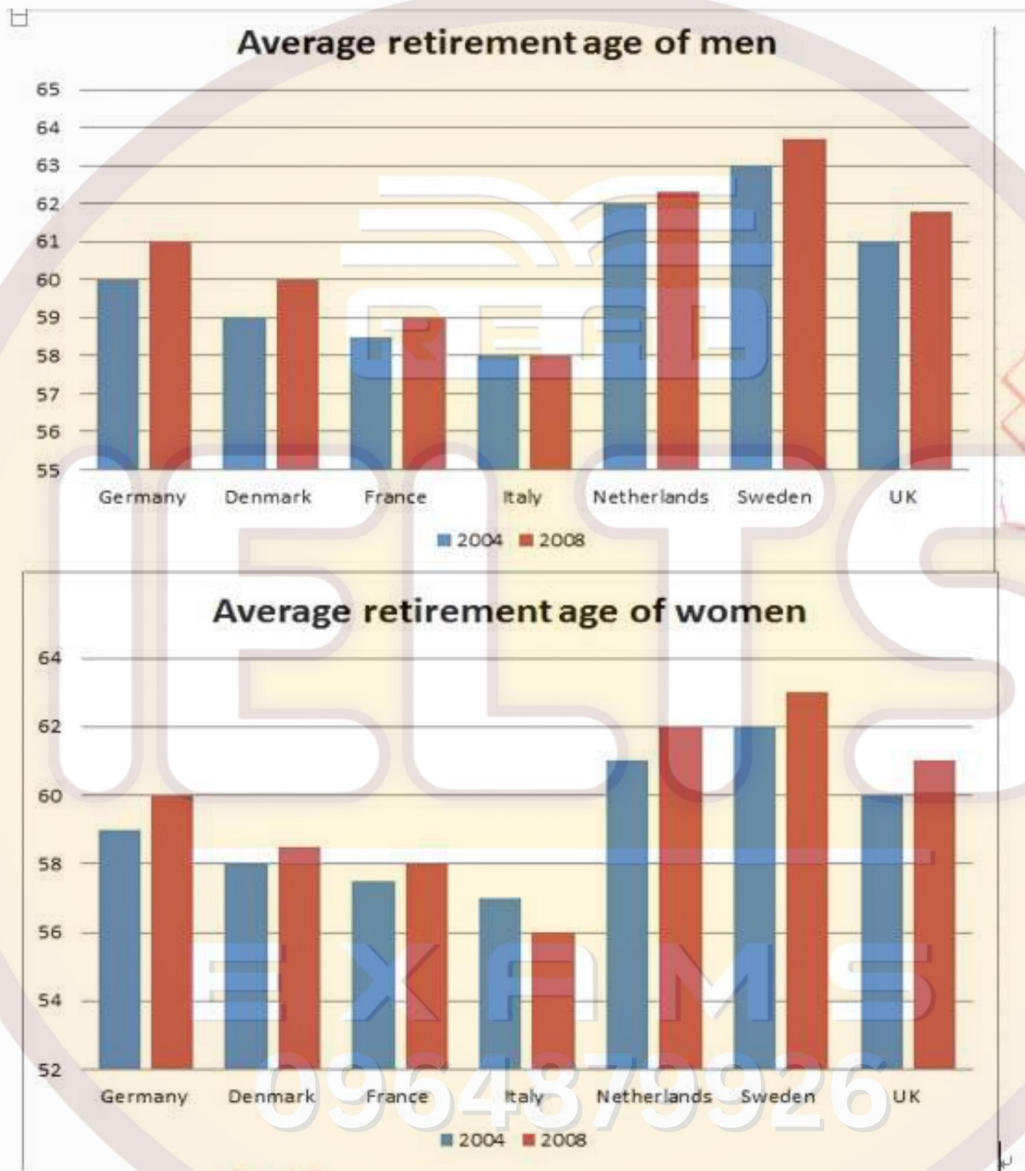
TASK 2: Population in cities is growing rapidly. What are the effects of it? What solutions can you give to maintain a good quality of life in urban areas?

EXAMS
0964879926

Group: original exams- phone: 0964879926

Test 32

TASK 1: The charts below show average age of men and women retired from work in 7 countries in 2004 and 2008

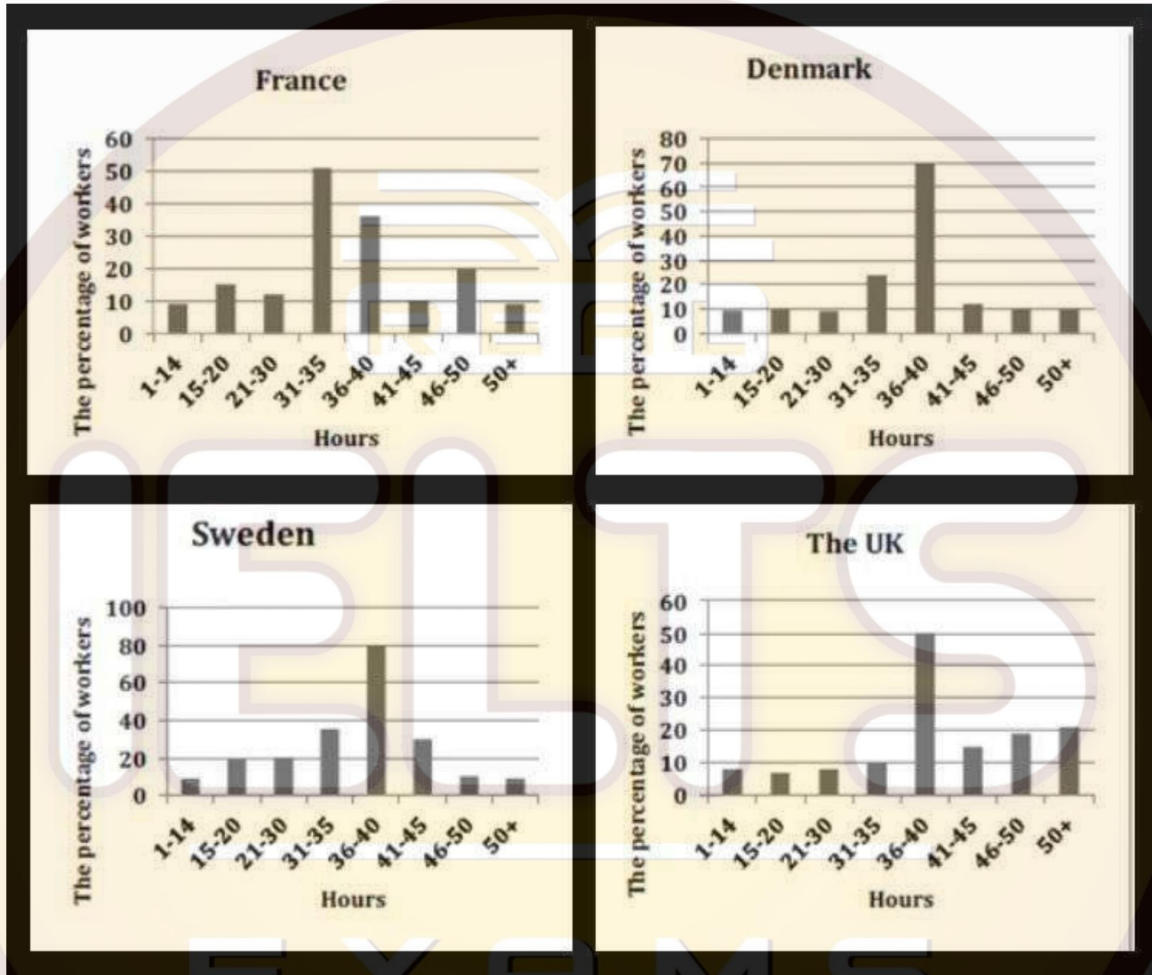


TASK 2: Group or team activities can teach more important skills for life than those activities which are done alone. Do you agree or disagree?

Group: original exams- phone: 0964879926

Test 33

TASK 1: The charts below show the figure for hours per week in the industrial sector in four European countries in 2002



TASK 2: Some people think that it will be one of the best ways to solve the environment problems to increase the cost of fuel for cars and other vehicles. To what extent do you agree or disagree with this opinion?

Test 34

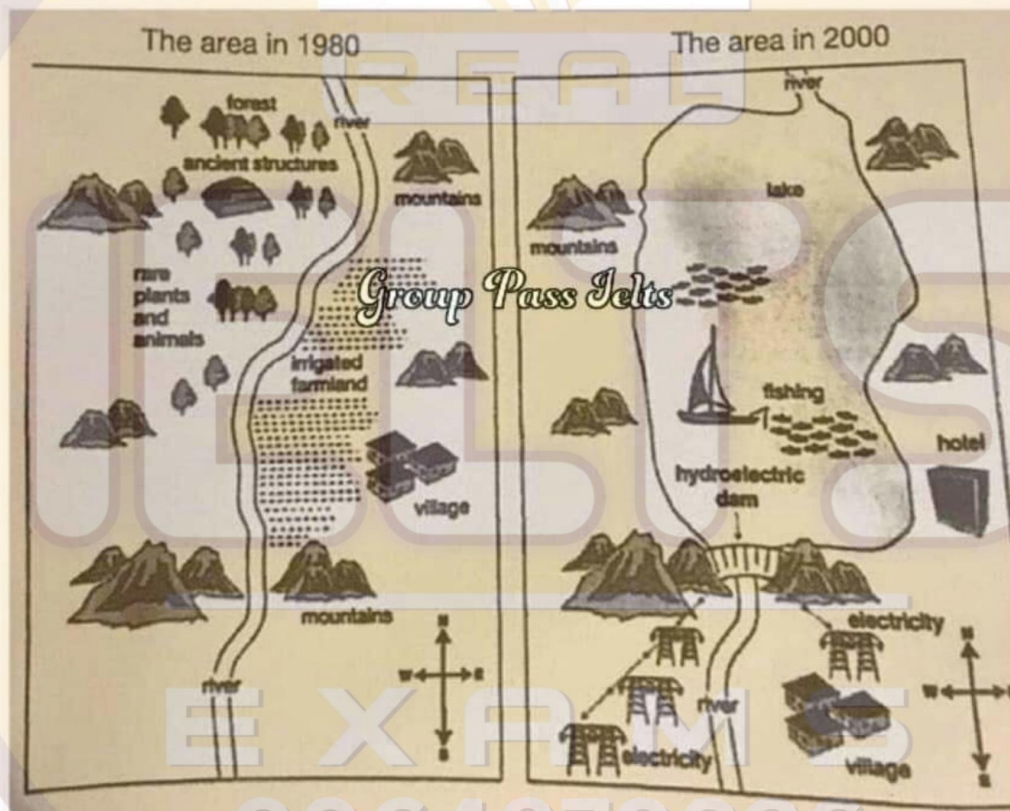
TASK 1: The maps below show the changes in area after the construction of a hydroelectric power dam.

You should spend about 20 minutes on this task.

The maps below show an area of land before and after the building of a hydroelectricity dam.

Summarise the information by selecting and reporting the main features, and make comparisons where relevant.

You should write at least 150 words.



TASK 2: Some people believe that it is important for parents to tell or read stories for their children. Others think that parents don't have to do this because there are many sources for children to read like books, TV and movies. Discuss both views and give your opinion.

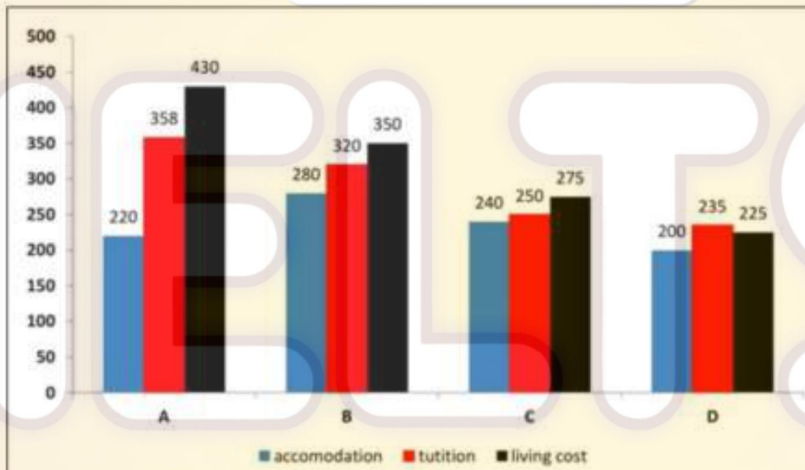
Group: original exams- phone: 0964879926

Test 35

TASK 1: The table and chart provide a breakdown of the total expenditure and the average amount of money spent by students per week while studying abroad in four countries.

Country	US (\$)
A	875
B	735
C	540
D	435

BEST IELTS Academic Writing Task 1, 3rd March



TASK 2: Some people think that we should invent a new language for international communication. Will the benefits of this outweigh the problems associated with it?

EXAMS
0964879926

Test 36

TASK 1: The table shows the information about medical care in three European countries between 1980 and 2000.

The graph below shows the information about medical care in three European countries between 1980 and 2000. Summarise the information by selecting and reporting the main features and make comparisons where relevant.

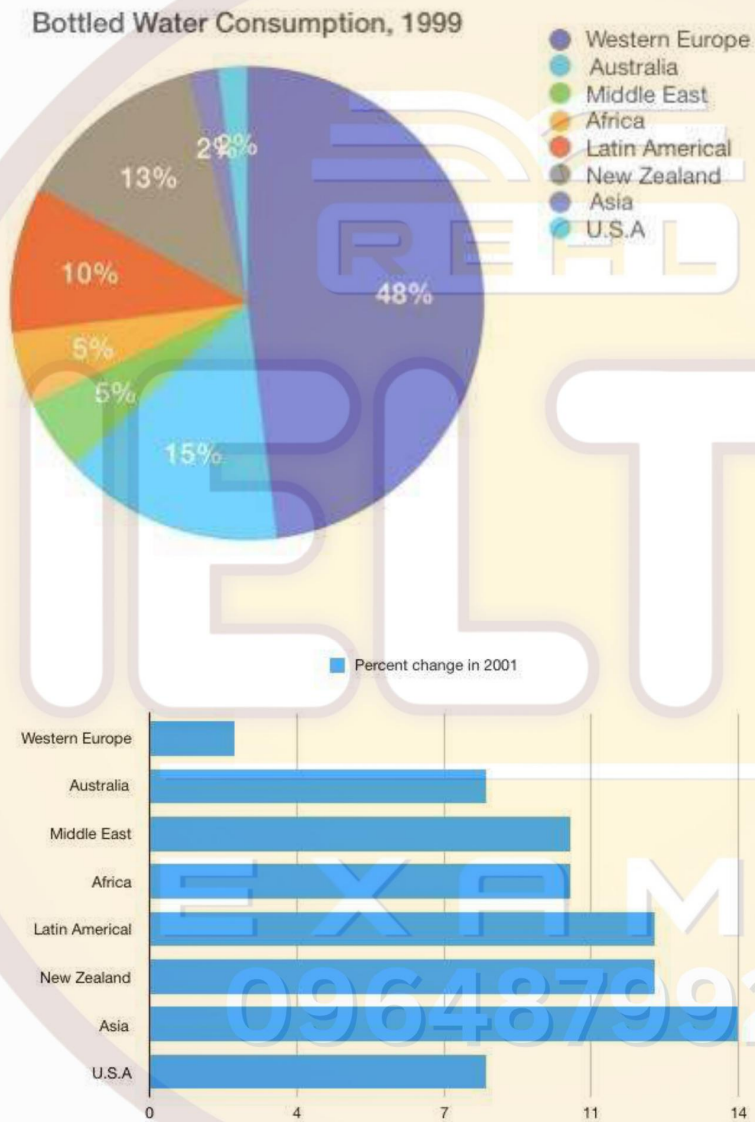
		1980	1990	2000
Physicians (per 1000 people)	Austria	0.8	0.9	1.0
	France	2.4	2.2	1.3
	Sweden	3.6	3.0	3.8
Hospital beds (per 1000 people)	Austria	1.4	3.1	3.7
	France	0.2	0.8	1.6
	Sweden	6.4	6.4	6.9
Average stay in hospitals (in days)	Austria	18	6	8
	France	9	7	5
	Sweden	23	18	21

TASK 2: More and more tasks we do at home and at work these days are done by robots. Is this a positive or negative development?

EXAMS
0964879926

Test 37

TASK 1: The pie graph below shows bottled water consumption in various regions as a percent of global consumption and the bar-chart shows the growth of bottled water consumption in 2001.

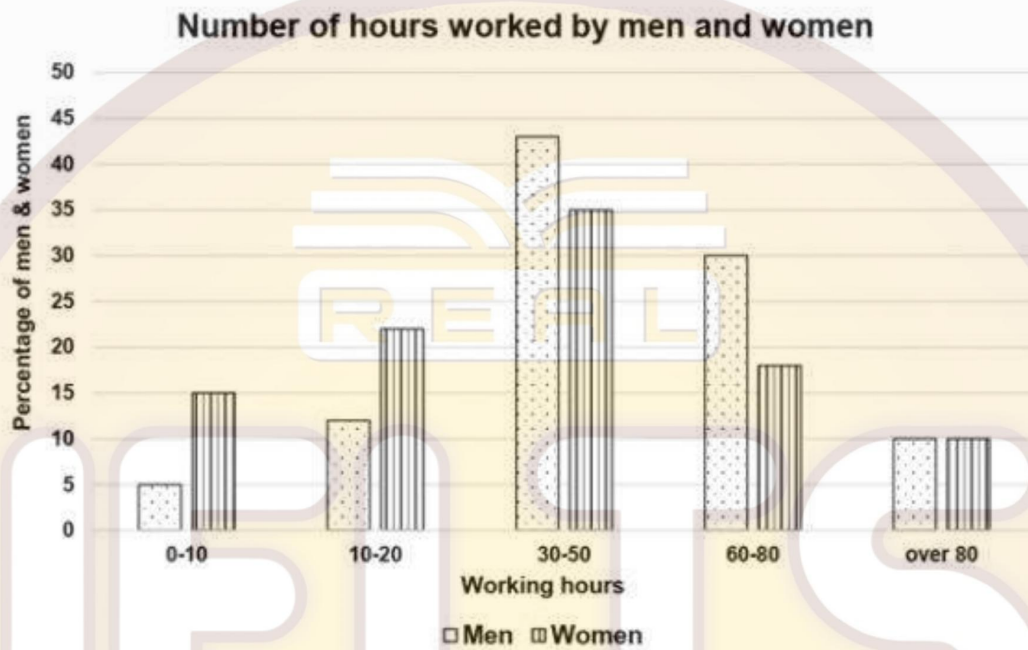


TASK 2: The only way to improve safety in our roads is to give stricter punishment for driving offenses. To what extent do you agree or disagree?

Group: original exams- phone: 0964879926

Test 38

TASK 1: The bar chart shows the number of hours worked per week by men and women in Australia



TASK 2: Some people say that a lot of scientific research done today is a waste of time and money. To what extent do you agree disagree?

EXAMS
0964879926

Group: original exams- phone: 0964879926

Test 39

TASK 1: The table illustrates the weekly level of consumption by age groups of milk and butter and milk and butter health AH in one European country.

	AGES			
	<25	26 - 45	45 - 65	65+
<i>Milk</i>	1200ml	1650ml	1670ml	1900ml
<i>Full Fat</i>	59%	20%	45%	30%
<i>Low Fat</i>	41%	80%	55%	70%
<i>Butter</i>	12g	19g	60g	30g
<i>Full Fat</i>	60%	38%	50%	49%
<i>Low Fat</i>	40%	62%	50%	51%

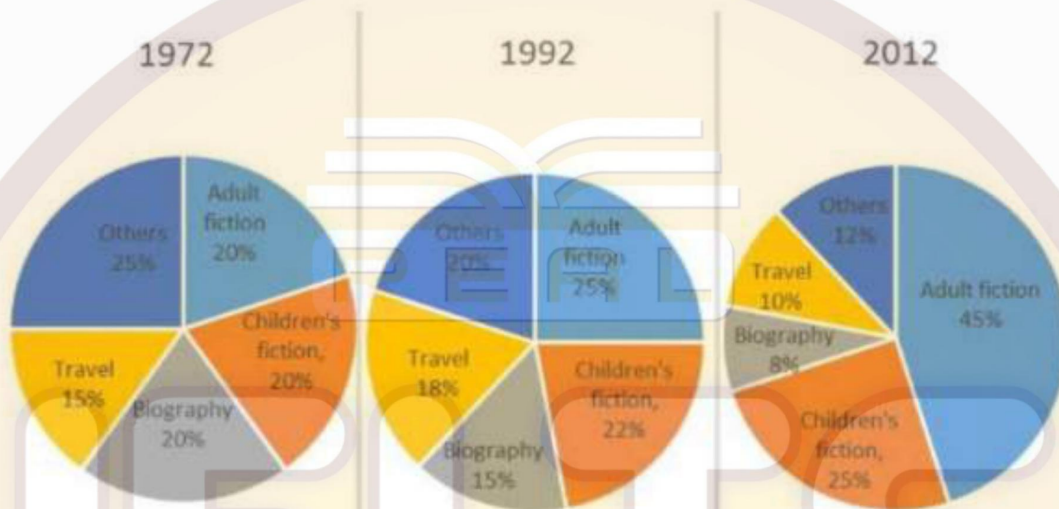
TASK 2: Some people think that the modern communication technology is having a negative effect on a social relationships. To what extent do you agree or disagree?

EXAMS
0964879926

Test 40

TASK 1: Pie charts show types of books sold by one bookseller between 1972 and 2012

The pie charts below show the percentage of five kinds of books sold by a bookseller between 1972 and 2012.



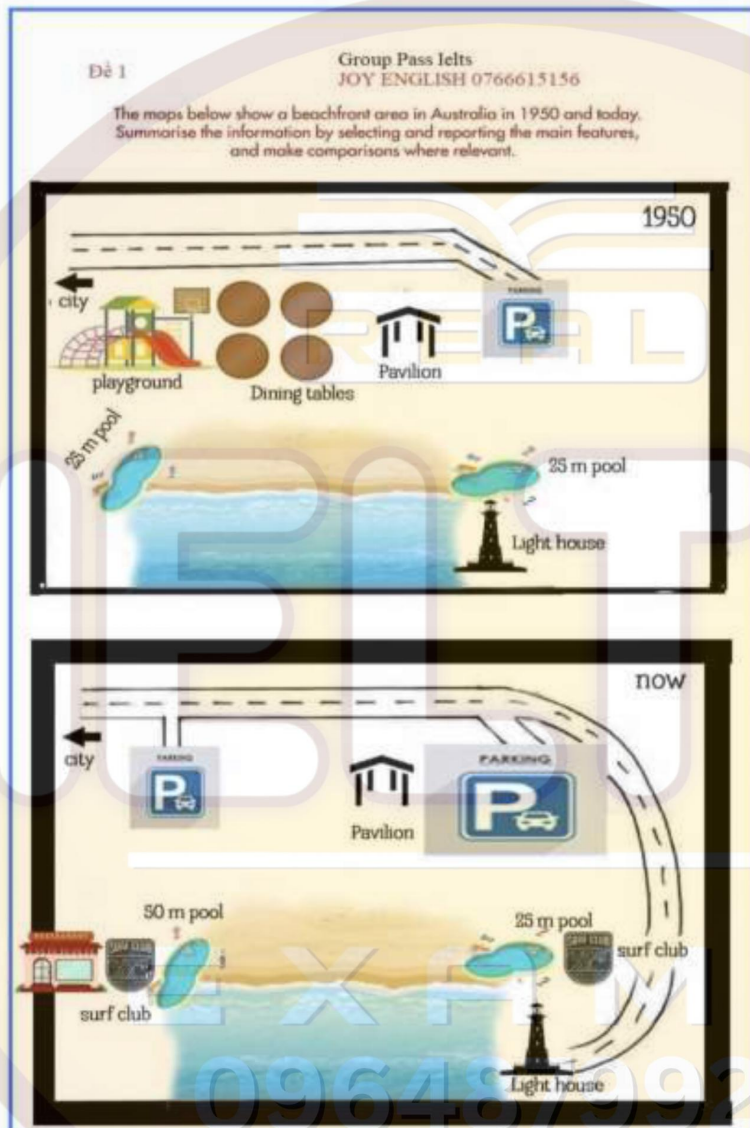
TASK 2: Full-time students should spend a lot of time on studies, but they should be involved in other activities too. To what extent do you agree or disagree?

EXAMS
0964879926

Group: original exams- phone: 0964879926

Test 41

TASK 1: The beachfront area in Australia between 1950 and today.

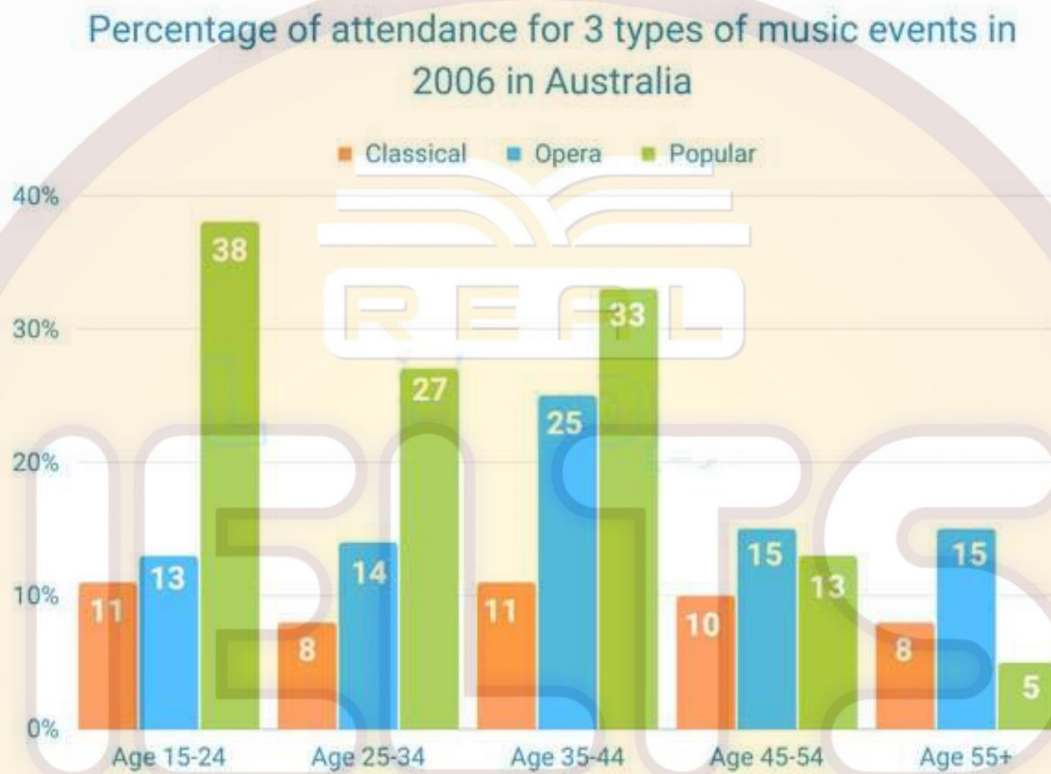


TASK 2: In many countries, more and more people choose to buy imported food rather than food produced locally. Why people buy imported food? What could be done to encourage people to buy local food?

Group: original exams- phone: 0964879926

Test 42

TASK 1: The bar chart shows attendance of people in different ages in music events in Australia in 2006.



TASK 2: In some cities public parks and open spaces are being changed into gardens where local residents can grow their own fruit and vegetables. Do the advantages outweigh the disadvantages?

0964879926

Group: original exams- phone: 0964879926

Test 43

TASK 1: The line graph shows the number of immigrants to 3 different countries(USA, Canada, Australia.) from 1991 to 2001

TASK 2: Scientists agree that many people eat too much junk food and it is damaging their health. Some people think that this problem can be solved by educating people, while others believe that education will not work. Discuss both views and give your own opinion.

Test 44

TASK 1: The bar chart shows men and women in different age groups who did no exercise.

TASK 2: Space exploration is too expensive and money should be spent on more important things. To what extent do you agree or disagree?

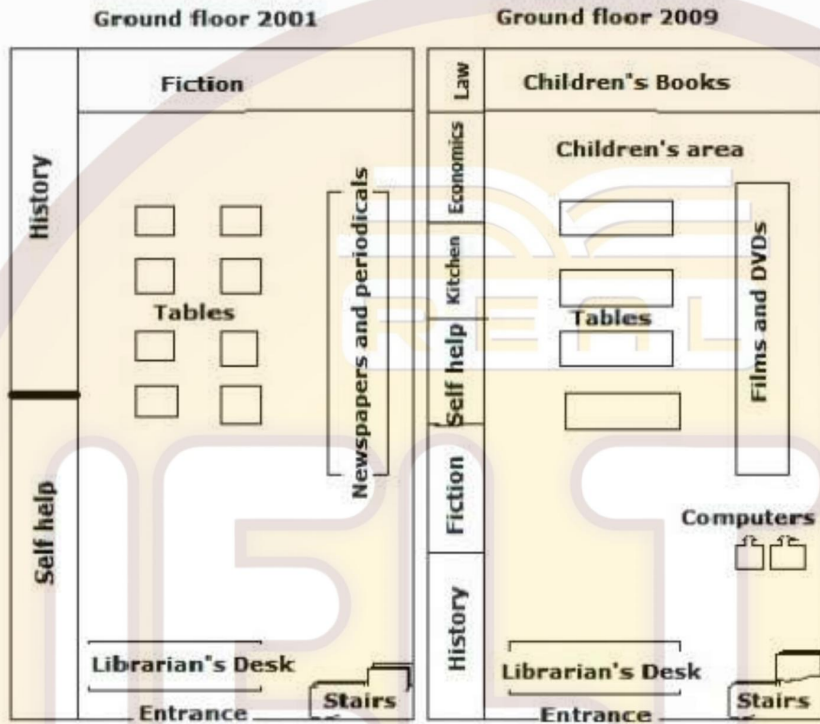
IELTS

EXAMS

0964879926

Test 45

TASK 1: The plans show the ground floor of the library in 2001 and how it was redeveloped in 2009



TASK 2: It is a good idea for people to continue working in their old age, if it is possible for them to do so. Do you agree or disagree?

EXAMS
0964879926

Test 46

TASK 1: The line graph shows while the bar chart heavy transport on the US roads

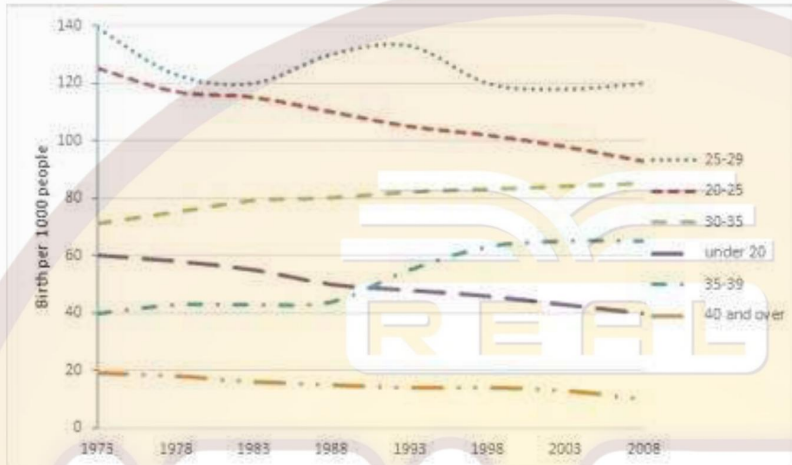
TASK 2: Nowadays eating habits of people around the world are changing, causing them many health problems including obesity. Why do people tend to eat so badly? What can be done to improve their eating habits?



Group: original exams- phone: 0964879926

Test 47

TASK 1: The line graph below shows the changes in UK birth rate in 6 different age groups from 1973 to 2008.



TASK 2: Many people believe that the best way to produce a happier society is to ensure that there are only small differences in earning between the richest and the poorest members. To what extent do you agree or disagree?

Test 48

TASK 1: The line graph below shows the average cost of monthly contract for four different mobile (cell phones) in a European country from January to September 2002, measured in euro



TASK 2: The values that we learn from our parents and family have greater influence on our future success than knowledge and skills we learn at school. To what extent do you agree or disagree?

EXAMS
0964879926

Group: original exams- phone: 0964879926